




**PROFIT AUTOMATION PROS**  
Easy & Automated



# **⚡ SUPERCHARGE YOUR ONLINE BUSINESS**

**A COMPREHENSIVE GUIDE TO CHATGPT  
AND PROMPT ENGINEERING**

**Introduction:**

Welcome to the exciting world of AI-powered online business! This comprehensive ebook is your ultimate guide to leveraging the power of ChatGPT, a groundbreaking large language model, to supercharge your online business venture. Through ten informative chapters, you'll learn the essentials of prompt engineering, practical tips, and real-world examples that will help you harness the transformative potential of AI and drive remarkable success in your online business. Get ready to dive into the fascinating world of AI, unleash your creativity, and unlock endless possibilities for your online business with ChatGPT!

# **Table of Contents**

## **Chapter 1: Introduction to Prompt Engineering and ChatGPT**

- Overview of ChatGPT and its applications
- Importance of prompt engineering for effective AI interactions
- Benefits of mastering prompt engineering for solopreneurs and online business owners

## **Chapter 2: Understanding the Basics of Language Models**

- How large language models work
- The role of context and relevance in AI-generated responses
- Key components of effective prompts

## **Chapter 3: Setting Clear Objectives for Your AI Interactions**

- Defining your goals for using ChatGPT
- Crafting prompts that align with your objectives
- Examples of well-defined goals and corresponding prompts

## **Chapter 4: Providing Context for More Accurate AI Responses**

- Importance of context in prompt engineering
- Techniques for including context in your prompts
- Examples of context-rich prompts for various online business tasks

## **Chapter 5: Using Natural Language and Conversational Prompts**

- The benefits of using conversational language in your prompts
- Tips for phrasing prompts naturally and effectively
- Examples of conversational prompts for ChatGPT interactions

## **Chapter 6: Experimenting with Different Styles and Formats**

- Understanding the versatility of ChatGPT
- Adapting prompts to different writing styles and formats
- Examples of prompts for formal, conversational, humorous, and serious outputs

## **Chapter 7: Avoiding Open-Ended Questions and Ambiguity**

- The pitfalls of vague and ambiguous prompts
- Techniques for creating specific and targeted prompts

- Examples of well-crafted, unambiguous prompts for various applications

### **Chapter 8: Fine-Tuning and Iterating Your Prompts**

- The importance of testing and refining your prompts
- Strategies for analyzing and improving your prompt engineering skills
- Case studies showcasing iterative prompt improvement

### **Chapter 9: Advanced Prompt Engineering Techniques**

- Exploring advanced prompt engineering concepts
- Techniques for eliciting more nuanced and complex AI responses
- Examples of advanced prompts and their corresponding outputs

### **Chapter 10: Putting It All Together: Practical Applications for Online Business**

- How prompt engineering can boost productivity for solopreneurs and online business owners
- Real-life examples of prompt engineering in action for content creation, customer support, and more
- Tips for integrating prompt engineering into your daily workflows and processes

## Chapter 1: Introduction to Prompt Engineering and ChatGPT



### 1.1 Overview of ChatGPT and its Applications

ChatGPT is a powerful large language model developed by OpenAI, based on the GPT-3.5 architecture. It has the ability to understand and generate human-like text in response to various prompts. With an extensive range of applications, ChatGPT has become a valuable tool for professionals, entrepreneurs, and content creators. Some common uses of ChatGPT include:

- Content creation (blog posts, social media content, and more)
- Copywriting and marketing
- Customer support and chatbot development
- Task automation and productivity enhancement

### 1.2 Importance of Prompt Engineering for Effective AI Interactions

To get the most out of ChatGPT, it's essential to craft high-quality prompts that guide the model toward the desired response. This process, known as prompt engineering, involves designing prompts that effectively communicate the context, objectives, and specific requirements of the task at hand. By mastering prompt engineering, you can significantly improve the relevance, coherence, and overall quality of the AI-generated output.

### 1.3 Benefits of Mastering Prompt Engineering for Solopreneurs and Online Business Owners

For solopreneurs and online business owners, prompt engineering can unlock the full potential of ChatGPT, leading to increased productivity and efficiency. Some benefits of mastering prompt engineering include:

- Better AI-generated content tailored to your specific needs
- Enhanced communication with AI-powered customer support and chatbots
- Improved task automation and time-saving capabilities
- Increased competitive advantage through leveraging cutting-edge AI technology

In the upcoming chapters, we will explore the various aspects of prompt engineering, from understanding language models and setting clear objectives to experimenting with different styles and refining your prompts. By the end of this course, you'll be equipped with the knowledge and skills needed to harness the power of ChatGPT for your online business endeavors.

## Chapter 2: Understanding Language Models and the Fundamentals of ChatGPT



### 2.1 The Science Behind Language Models

Language models, such as ChatGPT, are based on advanced artificial intelligence algorithms that learn to understand and generate text by analyzing vast amounts of data. These models are trained on diverse and extensive datasets, which enable them to recognize patterns and relationships between words, phrases, and sentences. By understanding how language models work, you can better craft prompts that align with their capabilities and limitations.

### 2.2 Key Components of ChatGPT

ChatGPT, as an advanced language model, is built upon several key components that contribute to its performance and abilities. These components include:

- Transformer architecture: The underlying structure of the model that enables efficient processing and learning of sequential data
- Tokenization: The process of breaking down text into smaller units (tokens) to be processed by the model
- Attention mechanism: A method used by the model to focus on relevant parts of the input when generating responses

### 2.3 GPT-3.5: The Latest Generation of Language Models

ChatGPT is based on GPT-3.5, the latest and most advanced version of OpenAI's language model series. GPT-3.5 boasts a number of improvements over its predecessors, including:

- Enhanced text generation capabilities
- Better understanding of context and user intentions
- Increased ability to generate coherent and accurate responses

## **2.4 Limitations of ChatGPT**


Despite its advanced capabilities, ChatGPT, like all AI models, has some limitations. Being aware of these limitations can help you craft better prompts and manage your expectations when interacting with the model. Some common limitations include:

- Inability to access real-time or highly specific information
- Susceptibility to generating biased or inaccurate responses
- Difficulty handling highly technical or specialized language

In the next chapter, we will delve into the art of prompt engineering, exploring techniques and strategies for crafting effective prompts that help you get the most out of ChatGPT for your online business.



## Chapter 3: Prompt Engineering Techniques for Solopreneurs and Online Business Owners



### 3.1 Identifying Your AI Needs and Applications

Learn how to pinpoint the AI applications that can streamline your online business processes. This section will discuss:

- Analyzing your current business operations and identifying areas where AI can help
- Examples: Automating content creation, managing social media, and enhancing customer support
- Setting objectives for your AI-driven tasks and understanding their impact on your business goals

### 3.2 Crafting Effective Prompts for Specific Tasks

Understand how to tailor prompts for various tasks that solopreneurs and online business owners frequently face. This section will provide examples for:

- Writing compelling marketing copy: Instead of saying "write an ad about my product," say "Write a persuasive and engaging Facebook ad for my eco-friendly reusable water bottle, highlighting its durability and environmental benefits."
- Generating product descriptions: Instead of saying "describe this shoe," say "Provide a detailed product description for a women's running shoe, emphasizing its lightweight design, cushioned support, and breathable materials."
- Creating social media content that engages your target audience: Instead of saying "create a tweet about my event," say "Compose a captivating tweet promoting my upcoming online marketing workshop, mentioning the expert speakers and exclusive networking opportunities."

### **3.3 Refining Prompts for Improved AI Output**

Discover how to improve your prompts for better results from ChatGPT. This section will offer practical tips and examples, including:

- Iterating on your prompts: Instead of asking "What are some blog topics?", ask "Generate a list of 10 engaging blog post ideas for a travel blog focusing on budget-friendly European destinations."
- Techniques for providing additional context or using specific keywords to guide the AI
- Experimenting with different prompt styles to achieve the desired tone and format

### **3.4 Leveraging ChatGPT for Customer Support**

Learn how to use ChatGPT for enhancing your customer support interactions. This section will discuss:

- Crafting prompts that help ChatGPT address common customer queries effectively: Instead of saying "help a customer with a refund," say "Provide a step-by-step guide for a customer to request a refund for an online purchase made on our website."
- Implementing ChatGPT in chatbot systems and automating responses to FAQs
- Monitoring and improving your customer support AI interactions for increased customer satisfaction

### **3.5 Time Management and Productivity with ChatGPT**

Explore how ChatGPT can boost productivity and save time for solopreneurs and online business owners. This section will provide examples and guidance on:

- Streamlining repetitive tasks, such as email drafting: Instead of saying "write an email," say "Draft a professional email to a potential client, introducing our graphic design services and offering a free consultation."
- Using ChatGPT for research assistance, idea generation, and content curation: Instead of asking "What are some marketing strategies?", ask "List five innovative digital marketing strategies for a small e-commerce business targeting millennials."
- Balancing the use of AI with personal input and expertise for optimal results

In Chapter 3, you will gain a deeper understanding of how to harness the power of ChatGPT for various tasks relevant to solopreneurs and online business owners. By learning how to craft effective prompts using real-world examples and apply these techniques to specific tasks, you can unlock the full potential of ChatGPT and enhance your productivity.

## Chapter 4: Mastering the Art of Conversational AI for Solopreneurs and Online Business Owners

```

<div class="container">
  <div class="row">
    <div class="col-md-6 col-lg-8"> <!-- BEGIN NAVIGATION
      <nav id="nav" role="navigation">
        <ul>
          <li><a href="index.html">Home</a></li>
          <li><a href="home-events.html">Home Events</a></li>
          <li><a href="multi-col-menu.html">Multiple Column Men
          <li class="has-children"> <a href="#" class="current">
            <ul>
              <li><a href="tall-button-header.html">Tall But
              <li><a href="image-logo.html">Image Logo</a></li>
              <li class="active"><a href="tall-logo.html">Ta
            </ul>
          </li>
          <li class="has-children"> <a href="#">Carousels</a>
            <ul>
              <li><a href="variable-width-slider.html">Variat
              <li><a href="variable-width-slider.html">Testimoni
            </ul>
          </li>
        </ul>
      </nav>
    </div>
  </div>
</div>

```

### 4.1 Building Rapport with ChatGPT

Building rapport with ChatGPT is essential for creating a natural and engaging interaction. By using conversational language and paying attention to tone, you can create a more human-like experience for both yourself and your customers. This is important because the more effectively you communicate with the AI, the better the results you'll receive.

To build rapport with ChatGPT, always make sure to phrase your prompts conversationally. This creates a more personal connection and helps the AI understand the context of your request.

For example, instead of saying "Tell me about email marketing," you could ask, "Can you explain the basics of email marketing and its benefits for online businesses?"

Moreover, it's essential to choose a consistent tone and style that align with your brand voice and values. If your brand is casual and friendly, use similar language when interacting with ChatGPT. This consistency will help the AI generate content that feels authentic and resonates with your target audience.

### 4.2 Making the Most of ChatGPT's Generative Capabilities

ChatGPT is a powerful tool for generating a wide range of content types. To leverage its capabilities for various purposes, you need to be specific and detailed in your prompts. For example:

- **Content creation:** Instead of saying "write an article," say "Compose a 1000-word blog post on the benefits of a plant-based diet for athletes, including scientific research and practical tips." By providing more information, ChatGPT can create a relevant and well-structured article that meets your requirements.
- **Idea generation:** Instead of saying "give me some business ideas," say "List ten innovative online business ideas that leverage emerging technologies and cater to remote workers." This specificity helps ChatGPT generate a more focused list of ideas tailored to your interests and industry.

### 4.3 Optimizing the Quality of AI-Generated Content

To ensure the quality of the content generated by ChatGPT, it's essential to refine your prompts and provide clear instructions. Start by specifying the desired format, style, and structure for the generated content. This can be done by adding details like word count, target audience, or key points you want to be covered.

For example, instead of saying "write a guide on social media marketing," you could say "Create a comprehensive beginner's guide to social media marketing for small business owners, covering the top platforms, content strategies, and analytics tools."

Additionally, provide relevant context and guide ChatGPT towards the desired outcome. If you're asking for advice on a specific topic, offer some background information or a brief explanation of the issue you're facing. This helps the AI understand the context and generate a more accurate and useful response.

### 4.4 Addressing Limitations and Potential Risks

While ChatGPT is a powerful tool, it's important to be aware of its limitations and potential risks. For instance, the AI may generate content that contains inaccuracies, biases, or unintended consequences. To handle these issues, always review and edit AI-generated content to ensure accuracy and alignment with your goals.

If you notice any problematic content, revise your prompts to provide more clarity or guidance. By doing so, you can minimize potential issues and generate content that meets your expectations.

### 4.5 Harnessing ChatGPT for Enhanced Communication and Collaboration

ChatGPT can be a valuable asset for improving communication and collaboration within your online business. To make the most of its capabilities, use it for tasks like drafting emails, proposals, and other business documents.

For example, if you need to write a follow-up email to a potential client, you can ask ChatGPT to draft a professional and friendly email that highlights your business's strengths and emphasizes the benefits of working together. Instead of saying "write a follow-up email," you could say "Compose a warm and professional follow-up email to a potential client, expressing gratitude for their time and interest, and emphasizing how our services can help their business grow."

By incorporating ChatGPT into your daily communication and collaboration efforts, you can save time, enhance productivity, and focus on other crucial aspects of your online business.

### 4.6 Adapting Your Approach for Different Use Cases

ChatGPT can be customized to suit various business needs and scenarios. To get the most out of this powerful AI tool, it's essential to adapt your approach based on the specific use case you're working on.

- **Customer support:** When using ChatGPT for customer support, ensure your prompts focus on providing accurate, helpful, and empathetic responses. For example, "Provide a detailed and compassionate response to a customer who is having trouble with their recent purchase, offering assistance and solutions to resolve their issue."

- **Content marketing:** For content marketing tasks, focus on creating engaging, informative, and well-structured content. Be specific about the target audience, tone, and key points to be covered. For example, "Write a captivating introduction for a blog post targeting young entrepreneurs, discussing the importance of time management and how it can impact their success."
- **Productivity and task management:** When using ChatGPT to assist with productivity and task management, make sure to provide clear instructions and deadlines. For example, "Create a weekly task list for managing a small online business, with specific tasks and deadlines to help streamline operations and improve efficiency."

Adapting your approach based on the use case will help you get the most value from ChatGPT and enhance the overall effectiveness of your online business.

In summary, Chapter 4 offers valuable insights and practical tips for mastering the art of conversational AI with ChatGPT. By building rapport, leveraging its generative capabilities, optimizing content quality, addressing limitations, and adapting your approach for different use cases, you can harness the power of ChatGPT to improve your online business's productivity and success.

## Chapter 5: Overcoming ChatGPT Limitations and Enhancing Accuracy



In this chapter, we will explore strategies for overcoming ChatGPT's limitations and enhancing the accuracy of its responses to improve its effectiveness for your online business.

### 5.1 Understanding ChatGPT's Limitations

Before we discuss overcoming the limitations, it's important to understand some of the common issues users face when working with ChatGPT:

- Inaccurate or irrelevant responses: ChatGPT might generate text that is not accurate or relevant to the given prompt. For example, when asking for "online marketing strategies for a bakery," it might provide general marketing tips rather than strategies specific to a bakery.
- Verbose answers: The model might provide longer and more verbose answers than necessary, making it difficult to extract relevant information quickly.
- Sensitivity to prompt phrasing: The quality of the response can be highly dependent on the phrasing of the prompt. For instance, "What are the benefits of online marketing for small businesses?" might yield a more informative response than "Why is online marketing important?"
- Lack of context awareness: The model might not always consider the context or previous interactions in generating a response, resulting in answers that don't address the intended topic.

### 5.2 Refining Your Prompts

To overcome these limitations, refining your prompts is crucial. When crafting prompts, it's essential to:

- Be explicit with instructions: Make your instructions clear and specific to guide the model toward the desired outcome. For example, instead of asking, "Tell me about email

marketing," you could ask, "Explain the advantages of email marketing for small businesses and the best practices to follow."

- Request step-by-step or pros/cons answers: For complex topics, ask for step-by-step explanations or pros and cons to help the model generate more structured and focused responses. An example of a step-by-step prompt is, "Outline the process of setting up a successful Google Ads campaign for an online store."
- Use multiple prompt variations: If you're not satisfied with the initial response, try rephrasing the prompt or asking the same question in a different way. For instance, if "How can I improve my website's SEO?" doesn't yield satisfactory results, try asking, "What are the key strategies for optimizing a website for search engines?"

### **5.3 Providing Context and Background**

Providing context and background information in your prompts can help ChatGPT generate more accurate and relevant responses:

- Include essential details: Provide any necessary information that will help the model understand the context and generate a more accurate response. For example, when asking for content ideas for your blog, specify your niche and target audience: "Suggest engaging blog post ideas for a fitness blog targeting busy professionals."
- Summarize previous interactions: If you're working with a chat-based interface, summarizing previous interactions can help the model generate more context-aware responses. For instance, "Previously, you suggested focusing on SEO and social media marketing. How can I combine these strategies to maximize my online presence?"

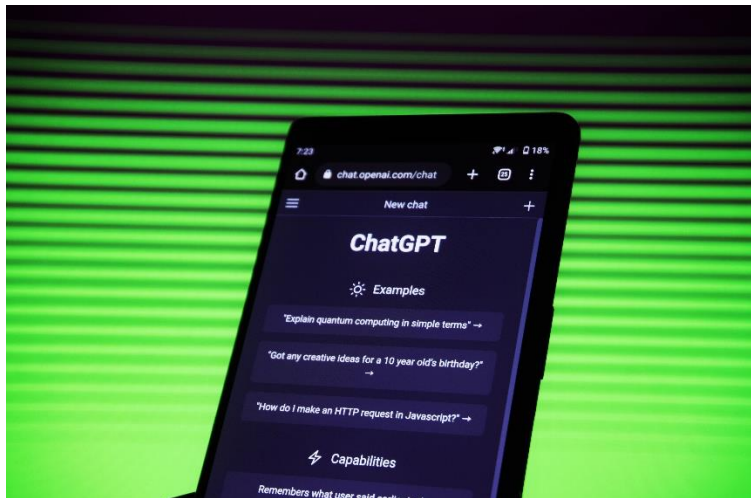
### **5.4 Iterative Refinement**

One effective strategy for enhancing the accuracy of ChatGPT's responses is through iterative refinement:

1. Evaluate the initial response: Assess the quality and relevance of the response generated by the model. For example, if the response doesn't fully answer your question or lacks specific details, identify the areas that need improvement.
2. Refine the prompt: Based on your evaluation, make adjustments to the prompt to address any issues or inaccuracies. For instance, if the initial response to "How to write a compelling sales page?" lacks specific tips, you could ask, "What are the key elements of a high-converting sales page, and how can I apply them to my product?"
3. Repeat the process: Continue refining the prompt and evaluating the responses until you achieve the desired level of accuracy and relevance.

By implementing these strategies, you can overcome ChatGPT's limitations and enhance the accuracy of its responses, making it a more valuable tool for your online business.

## Chapter 6: Ensuring Ethical and Responsible Use of ChatGPT



In this chapter, we will discuss the importance of ethical and responsible use of ChatGPT, addressing potential concerns related to bias, privacy, and misinformation.

### 6.1 Recognizing and Mitigating Bias

AI models like ChatGPT can sometimes exhibit biases present in the data they were trained on. To mitigate bias:

- **Be aware of potential biases:** Understand that the model might generate text that reflects existing biases in the training data. For example, if ChatGPT provides a list of successful entrepreneurs, it might unintentionally exclude individuals from underrepresented groups.
- **Evaluate the generated content:** Assess the generated content for any signs of bias or inappropriate language.
- **Refine prompts to address bias:** If you notice biased content, adjust your prompts to explicitly request unbiased or balanced responses. For example, instead of asking, "Who are the most successful entrepreneurs?", you could ask, "Who are some successful entrepreneurs from diverse backgrounds and industries?"

### 6.2 Privacy and Data Security

Maintaining privacy and data security is essential when using ChatGPT for your online business:

- **Protect sensitive information:** Do not include personal or sensitive information in your prompts, and always ensure that you handle any generated content responsibly. For instance, avoid asking the model to generate content that includes your customers' personal information.
- **Use secure platforms:** Choose a secure platform for interacting with ChatGPT to protect your data and ensure compliance with privacy regulations.



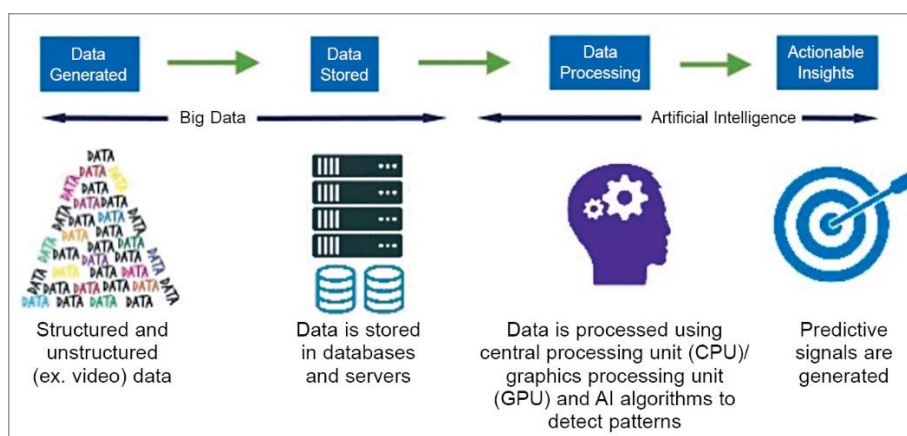
### 6.3 Avoiding Misinformation

AI models like ChatGPT can sometimes generate content that contains misinformation. To avoid spreading misinformation:

- **Verify generated content:** Before using any generated content for your online business, fact-check and verify the information to ensure its accuracy. For example, if ChatGPT generates a list of "Top 10 Social Media Marketing Tools," cross-check the list with reputable sources to confirm the validity of the recommendations.
- **Encourage critical thinking:** When sharing generated content with your audience, remind them to evaluate the information critically and conduct their research. This practice promotes responsible consumption of information and helps prevent the spread of misinformation.

By following these guidelines, you can ensure the ethical and responsible use of ChatGPT in your online business, avoiding potential pitfalls and promoting a positive user experience.

## Chapter 7: Incorporating ChatGPT into Your Business Workflow



In this chapter, we will discuss practical ways to incorporate ChatGPT into your online business workflow, enhancing your productivity and efficiency.

### 7.1 Content Creation and Editing

ChatGPT can be a valuable asset for generating and editing content for your online business. Here's how you can leverage ChatGPT for content creation:

- **Draft blog posts:** Provide ChatGPT with a topic and outline for a blog post, and let the model generate a first draft for you. You can then edit and refine the content to match your brand voice and style.
- **Create social media captions:** Use ChatGPT to brainstorm catchy and engaging captions for your social media posts, optimizing your content to attract your target audience.
- **Edit and proofread:** Upload your content to ChatGPT and ask the model to proofread and suggest improvements, helping you polish your writing and catch any errors.

### 7.2 Customer Support and Chatbots

ChatGPT can play a significant role in enhancing your customer support by powering chatbots:

- **Automate FAQs:** Integrate ChatGPT into your chatbot to provide instant and accurate responses to frequently asked questions, improving customer satisfaction.
- **Offer personalized support:** With prompt engineering, create a ChatGPT-powered chatbot that understands the context of customer inquiries and provides personalized support, addressing their specific needs and concerns.

### 7.3 Market Research and Analysis

Leverage ChatGPT's vast knowledge base to conduct market research and analysis for your online business:

- **Identify trends:** Ask ChatGPT to provide insights on emerging trends in your industry, helping you stay ahead of the competition.

- **Competitor analysis:** Request ChatGPT to generate a comparative analysis of your competitors, identifying their strengths and weaknesses and revealing potential opportunities for your business.

#### **7.4 Product Development and Innovation**

ChatGPT can be a useful tool for brainstorming and generating innovative ideas for product development:

- **Ideation:** Prompt ChatGPT to generate ideas for new products or services based on your target market's needs and preferences.
- **Evaluate concepts:** Use ChatGPT to assess the feasibility and potential market reception of your product ideas, guiding your decision-making process.

By integrating ChatGPT into various aspects of your online business workflow, you can enhance productivity, streamline processes, and foster innovation, driving your business towards success.

## Chapter 8: Overcoming Common Challenges with ChatGPT

In this chapter, we will discuss common challenges users face when working with ChatGPT and how to overcome them.

### 8.1 Handling Model Bias and Inaccuracy

One of the most common concerns with ChatGPT is model bias and inaccuracy. To mitigate this issue:

- **Be specific with your prompts:** Providing detailed context and information can help reduce potential biases in the model's response.
- **Review the output:** Always double-check the information generated by ChatGPT to ensure its accuracy before using it in your business.

### 8.2 Avoiding Inappropriate Content

ChatGPT may sometimes generate content that is inappropriate or irrelevant to your request. To avoid this:


- **Set clear boundaries:** Be explicit about the type of content you want to avoid in your prompt, such as "Do not include any explicit language or controversial topics."
- **Moderate the output:** Review and edit the generated content to ensure it aligns with your brand's values and guidelines.

### 8.3 Managing ChatGPT's Verbosity

ChatGPT can sometimes be overly verbose, providing lengthy responses that may not be suitable for your needs. To address this:

- **Set word or character limits:** Specify a maximum word or character count in your prompt, such as "Please provide a summary of the article in 100 words or less."
- **Request concise responses:** Ask ChatGPT to provide a brief or succinct response, as this can help the model focus on delivering essential information.

## Chapter 9: Best Practices for Fine-Tuning ChatGPT



In this chapter, we will explore best practices for fine-tuning ChatGPT to optimize its performance for your specific business needs.

### 9.1 Using Custom Datasets

Fine-tuning ChatGPT with a custom dataset relevant to your industry or niche can greatly improve its relevance and accuracy. Consider:

- **Curating high-quality data:** Compile a dataset of relevant, accurate, and diverse content related to your business domain.
- **Balancing the dataset:** Ensure a balanced mix of content types, topics, and sources to avoid model bias and overfitting.

### 9.2 Iterative Fine-Tuning

Fine-tuning ChatGPT is an iterative process. Keep refining the model by:

- **Monitoring performance:** Regularly evaluate the model's performance using relevant metrics, such as accuracy, relevance, and response time.
- **Incorporating user feedback:** Collect feedback from users interacting with your ChatGPT-powered tools and incorporate their insights into the fine-tuning process.

### 9.3 Ensuring Ethical Use

When fine-tuning ChatGPT, it's essential to consider the ethical implications of the model's output. To ensure responsible use:

- **Establish clear guidelines:** Develop a set of ethical guidelines for using ChatGPT in your business, addressing potential biases, inaccuracies, and controversial content.
- **Train the model responsibly:** Ensure your custom dataset follows your ethical guidelines and does not contain inappropriate or harmful content.

## Chapter 10: Measuring Success with ChatGPT Integration

In this final chapter, we will explore how to measure the success of integrating ChatGPT into your online business.

### 10.1 Defining Success Metrics

Establish clear and measurable success metrics to evaluate the impact of ChatGPT integration, such as:

- **Customer satisfaction:** Track customer satisfaction levels by monitoring feedback, ratings, and reviews.
- **Productivity gains:** Measure improvements in productivity, such as reduced content creation time or increased output quality.
- **Innovation and growth:** Evaluate the impact of ChatGPT-powered insights and ideas on your business's innovation and growth.

### 10.2 Monitoring and Adjusting

Continuously monitor the performance of your ChatGPT integration and make adjustments as needed:

- **Review model performance:** Regularly assess the model's performance against your success metrics to identify areas for improvement.
- **Iterate and optimize:** Continuously fine-tune ChatGPT and your prompt engineering strategies based on performance evaluations and user feedback.

### 10.3 Celebrating Success and Sharing Insights

As you achieve success with ChatGPT integration, share your insights and experiences with your team and wider community:

- **Document your journey:** Keep a record of your successes, challenges, and lessons learned throughout the ChatGPT integration process.
- **Share best practices:** Contribute to the community by sharing your best practices, tips, and strategies for effective ChatGPT utilization.
- **Encourage collaboration:** Foster a culture of collaboration and continuous improvement within your team to ensure ongoing success with ChatGPT.

By following these steps, you can effectively measure the success of integrating ChatGPT into your online business and continuously optimize its performance to achieve the best possible results.

**Conclusion:**

Congratulations on completing this ebook! You now have the tools, techniques, and knowledge to confidently integrate ChatGPT into your online business and experience the incredible benefits AI has to offer. Remember, success with AI is an ongoing process, so always be open to learning, experimenting, and refining your strategies. Embrace the power of AI, and watch your online business soar to new heights. The future is now, and it's time for you to seize the moment and create a thriving online business with the help of ChatGPT!