



**PROFIT AUTOMATION PROS**  
Easy & Automated



# **THE DALL-E 2 ADVANTAGE**

---

**UNLOCKING THE POTENTIAL OF AI-GENERATED  
ART FOR YOUR ONLINE BUSINESS**

**Introduction:**

Welcome to the exciting world of AI-generated art and the limitless possibilities it offers for your online business! In this comprehensive guide, we'll delve deep into the revolutionary DALL-E 2 software and its profound impact on the art world. By harnessing the power of artificial intelligence, you'll unlock an entirely new realm of creative expression and innovative business opportunities. This ebook will equip you with the knowledge and tools you need to leverage AI-generated art for your online venture and truly stand out in the competitive digital landscape. Get ready to embark on a fascinating journey that will transform your understanding of art, creativity, and the role of AI in shaping our collective future!

# Table of Contents

---

## **1. Introduction to DALL-E 2 and Prompt Engineering**

- Overview of DALL-E 2 and its capabilities
- The importance of prompt engineering in AI image generation
- How DALL-E 2 can benefit solopreneurs and online businesses

## **2. Setting Up Your DALL-E 2 Account**

- Creating an account and understanding the credit system
- Navigating the DALL-E 2 platform and user interface
- Tips for managing your account and credits effectively

## **3. Crafting Effective Prompts: The Basics**

- Key components of a successful prompt
- Balancing specificity and creativity in your prompts
- Common mistakes to avoid when crafting prompts

## **4. Advanced Prompt Engineering Techniques**

- Using constraints and conditions to guide DALL-E 2's output
- Combining multiple ideas or concepts in a single prompt
- Leveraging DALL-E 2's editing feature for image customization

## **5. Optimizing Images for Social Media and Online Marketing**

- Adapting DALL-E 2-generated images for various platforms
- Incorporating brand elements and consistency in AI-generated images
- Ensuring your images resonate with your target audience

## **6. Using DALL-E 2 to Create Engaging Website Content**

- Crafting prompts for captivating banners, backgrounds, and visuals
- Integrating AI-generated images in blog posts and articles
- Optimizing images for SEO and web performance

## **7. Boosting Product Images with DALL-E 2**

- Using AI-generated images to showcase products in unique ways
- Combining real-life product photos with DALL-E 2 imagery
- Strategies for generating attention-grabbing product visuals

## **8. DALL-E 2 for Print and Real-World Marketing Materials**

- Adapting AI-generated images for print campaigns and collateral
- Ensuring quality and resolution for print materials
- Case studies: Successful real-world applications of DALL-E 2 images

## **9. Collaborating with Designers and Integrating AI into Your Workflow**

- Fostering a productive collaboration between AI and human designers
- Streamlining the creative process with DALL-E 2
- Strategies for overcoming common challenges and concerns

## **10. Conclusion and Future Trends in AI Image Generation**

- Recap of key learnings and best practices
- The evolving landscape of AI in marketing and design
- Staying ahead of the curve with emerging AI technologies and techniques

## Chapter 1: Introduction to DALL-E 2 and Prompt Engineering



### What is DALL-E 2?

DALL-E 2 is an advanced AI model developed by OpenAI, capable of generating highly detailed and realistic images based on written text prompts. By taking a text prompt and analyzing millions of images in its database, DALL-E 2 creates relevant images that can be used in various applications, such as marketing, product design, and website design.

### Understanding Prompt Engineering

Prompt engineering is the process of creating effective and detailed text prompts to generate the desired images using AI models like DALL-E 2. By mastering prompt engineering, you can harness the full potential of DALL-E 2 to create unique and visually appealing images for your brand.

In this chapter, we'll dive into the basics of prompt engineering and provide you with tips and techniques to help you get started on the right foot.

### Why Prompt Engineering Matters

When working with DALL-E 2, the quality of the generated images depends heavily on the text prompt. A well-crafted prompt can yield stunning and on-brand images, while a vague or poorly worded prompt can lead to irrelevant or unappealing results. Prompt engineering is essential for:

1. Guiding DALL-E 2 to produce desired images
2. Saving time and resources by reducing the need for multiple attempts
3. Ensuring the images align with your brand's visual identity and goals

### Getting Started with Prompt Engineering

To begin your journey into prompt engineering, you need to understand the key elements of an effective prompt. Here are some tips to help you create impactful prompts for DALL-E 2:

1. **Be specific:** DALL-E 2 works best when given clear instructions. Instead of writing "a shoe," try "a red running shoe on a white background." The more specific your prompt, the better the chances of generating the desired image.
2. **Use descriptive language:** Utilize adjectives and adverbs to paint a vivid picture of what you want to see. For example, "a sleek, futuristic smartphone with a large curved screen" provides more information than "a modern smartphone."

3. **Consider composition:** If you want an image with multiple elements, be clear about their arrangement. For instance, "a smiling woman holding a red umbrella while standing in the rain" gives DALL-E 2 a better idea of how to compose the scene.

### Examples of Effective Prompts


Here are a few examples of well-crafted prompts and the reasoning behind their effectiveness:

1. *Prompt:* "A bright, sunny park with children playing on swings and a couple having a picnic under a large oak tree."
2. *Why it works:* This prompt sets the scene, specifies the lighting conditions, and includes multiple elements with clear positioning.
3. *Prompt:* "A close-up of a steaming cup of coffee with a heart-shaped foam art on a wooden table."
4. *Why it works:* This prompt gives DALL-E 2 a clear subject, specifies the level of detail (close-up), and provides context with the background element (wooden table).
5. *Prompt:* "An astronaut playing guitar on the surface of Mars with a rover and the Earth in the background."
6. *Why it works:* This prompt creates an imaginative and unique scene while specifying each element's position and setting.

### Conclusion

Understanding the basics of prompt engineering is the first step towards harnessing the power of DALL-E 2 for your marketing and design needs. By crafting specific, descriptive, and well-composed text prompts, you can guide DALL-E 2 to create stunning and on-brand images that enhance your brand's visual identity.

## Chapter 2: Advanced Techniques for Writing Effective Prompts



In the previous chapter, we covered the basics of prompt engineering and how to create simple, effective prompts for DALL-E 2. In this chapter, we'll explore advanced techniques that can help you craft even more compelling and detailed prompts, leading to better image generation results.

### 1. Leveraging Iterative Prompting

Iterative prompting is a technique where you provide a series of related prompts to guide DALL-E 2 through a more complex or nuanced image generation process. By breaking down the desired image into smaller components or steps, you can refine the final result more effectively.

Here's an example of iterative prompting:

*Prompt 1:* "A city skyline at sunset." *Prompt 2:* "The same city skyline, now with a hot air balloon floating above the buildings."

### 2. Incorporating Contextual Information

When crafting prompts for DALL-E 2, it's essential to consider the context in which the image will be used. By including contextual information, you can generate images that better align with your brand's goals and messaging.

For example, if you're creating an image for a blog post about sustainable living, you could use the following prompt:

*Prompt:* "A cozy, eco-friendly living room with bamboo furniture, potted plants, and large windows overlooking a green garden."

### 3. Using Comparative Language

Comparative language can be an effective way to convey your desired image to DALL-E 2, especially when you want the AI to generate something based on an existing concept or design. By comparing the desired image to another object, DALL-E 2 can better understand the similarities and differences between them.

For example:

*Prompt:* "A sports car that looks like a cheetah, with sleek, aerodynamic lines and a sense of speed and agility."

#### **4. Setting Constraints and Limitations**

Sometimes, it's helpful to set constraints or limitations within your prompt to guide DALL-E 2 towards generating the desired image. This can be particularly useful when you want to avoid specific elements or ensure the generated image adheres to certain guidelines.

For example:

*Prompt:* "A logo for a vegan bakery, featuring a stylized loaf of bread and a plant, but without using any green color."

#### **5. Experimenting with Prompt Length**

The length of your prompt can impact the level of detail and specificity in the generated image. While shorter prompts may yield more general results, longer prompts can guide DALL-E 2 towards more intricate and detailed images. Don't be afraid to experiment with different prompt lengths to find the right balance for your needs.

For example:

*Short Prompt:* "A mountain landscape with a river." *Long Prompt:* "A majestic mountain landscape with a winding river, surrounded by lush green forests, with a colorful sunset casting warm light on the peaks."

#### **Conclusion**

By leveraging advanced techniques like iterative prompting, incorporating contextual information, using comparative language, setting constraints, and experimenting with prompt length, you can improve the quality of the images generated by DALL-E 2. With practice and experimentation, you'll develop a keen understanding of how to create compelling and effective prompts for your marketing and design projects.



## Chapter 3: Overcoming Common Challenges in DALL-E 2 Image Generation



Working with DALL-E 2 can be a rewarding experience, but it's not without its challenges. In this chapter, we'll discuss some common issues users may encounter when generating images and provide practical solutions to help you overcome these obstacles.

### 1. Dealing with Vague or Ambiguous Results

When DALL-E 2 generates images that are too vague or ambiguous, it's often due to a lack of specificity in the prompt. To address this issue, try refining your prompt with more detail, using comparative language, or setting constraints to guide the AI towards your desired outcome.

For example, instead of using the prompt "A cute dog," try "A fluffy golden retriever puppy playing with a red ball in a grassy park."

### 2. Handling Inaccurate or Unrelated Images

If DALL-E 2 generates images that don't accurately represent your prompt or are unrelated to your desired concept, consider rephrasing your prompt or providing more context. This can help the AI better understand your vision and generate more accurate images.

For example, if you're looking for an image of a futuristic city, you might use the prompt "A futuristic city skyline with towering skyscrapers, advanced transportation systems, and a vibrant atmosphere."

### 3. Managing Overly Complex or Cluttered Images

When DALL-E 2 generates overly complex or cluttered images, it's often because the prompt contains too much information or conflicting elements. To resolve this issue, try simplifying your prompt, focusing on the most critical elements, and removing any unnecessary details.

For example, instead of "A group of people gathered around a table full of various dishes, drinks, and decorations, with a birthday cake in the center," try "A group of people celebrating a birthday around a table with a cake and festive decorations."

#### **4. Overcoming Repetitive or Uninspired Designs**

If the images generated by DALL-E 2 feel repetitive or uninspired, consider experimenting with different prompt structures or providing more specific guidance. You can also try using iterative prompting to gradually build and refine the image.

For example, if you're creating a logo for a tech company and the designs feel generic, you might use the prompt "A unique and modern tech company logo that incorporates a lightning bolt and the company name 'TechStorm' in an innovative way."

#### **5. Addressing Inappropriate or Offensive Content**

In some cases, DALL-E 2 may generate inappropriate or offensive content. To mitigate this issue, set clear constraints in your prompt to guide the AI away from generating unwanted elements. Additionally, you can implement content moderation tools to filter out inappropriate images before they reach your users.

For example, if you're looking for a family-friendly illustration of a beach scene, you might use the prompt "A wholesome beach scene with families playing in the sand and enjoying the sunshine, without any suggestive or offensive content."

#### **Conclusion**

By understanding and addressing common challenges in DALL-E 2 image generation, you can improve the quality and relevance of the images generated for your projects. With practice and persistence, you'll become adept at crafting effective prompts and troubleshooting any issues that may arise in your work with DALL-E 2.

## Chapter 4: Advanced Techniques and Strategies for DALL-E 2



In this chapter, we'll explore advanced techniques and strategies to help you get the most out of DALL-E 2, enabling you to generate even more creative and engaging images for your projects.

### 1. Iterative Prompting

Iterative prompting involves using a series of prompts to gradually refine an image. This technique can be particularly useful for complex or detailed images, as it allows you to build the image step-by-step, providing additional guidance and specifications at each stage.

For example, you could start with a simple prompt like "A beautiful forest landscape," then refine it with additional prompts such as "Add a tranquil river flowing through the forest" or "Include a family of deer grazing near the riverbank."

### 2. Comparative Language

Using comparative language in your prompts can help DALL-E 2 better understand the visual style or characteristics you're seeking. This can be particularly effective when you want to generate images that deviate from typical or conventional representations.

For example, instead of just asking for "A futuristic car," you might use comparative language like "A futuristic car that looks more advanced than a Tesla Model S."

### 3. Prompt Fusion

Prompt fusion involves combining multiple concepts or ideas into a single prompt. This can help you generate unique and unexpected images that bring together various elements in interesting ways.

For example, instead of using separate prompts for "a beautiful sunset" and "a city skyline," you could use a prompt fusion like "A city skyline with a breathtaking sunset in the background."

#### **4. Leveraging Constraints**

By setting specific constraints in your prompts, you can guide DALL-E 2 to generate images that adhere to certain guidelines or parameters. This can be particularly useful when working within brand guidelines, content restrictions, or specific design principles.

For example, if you're creating an illustration for a children's book and need to ensure it's appropriate for young readers, you might include a constraint like "an age-appropriate and non-scary image of a friendly monster."

#### **5. Experimenting with Prompt Styles**

Different prompt styles can lead to different results with DALL-E 2. To generate a diverse range of images, experiment with various styles, such as descriptive prompts, narrative prompts, or question-based prompts.

For example, you could try different approaches for a prompt about a mountain scene:

- Descriptive: "A majestic mountain range with snow-capped peaks and a pristine alpine lake."
- Narrative: "A group of hikers paused to take in the breathtaking view of the mountain range before them."
- Question-based: "What would a serene mountain landscape look like during sunrise?"

#### **6. Combining DALL-E 2 with Other AI Models**


For even more powerful and dynamic results, consider combining DALL-E 2 with other AI models like GPT-4 or CLIP. This can enable you to generate images based on text descriptions, or use text descriptions to refine and evaluate the images produced by DALL-E 2.

For example, you could use GPT-4 to generate a detailed description of a fantasy landscape, then use DALL-E 2 to create a visual representation of that description.

#### **Conclusion**

By utilizing advanced techniques and strategies, you can unlock the full potential of DALL-E 2, generating images that are even more creative, engaging, and visually appealing. As you become more experienced with the platform, you'll develop your own strategies and approaches that work best for your specific needs and projects.

## Chapter 5: Ethical Considerations and Best Practices for Using DALL-E 2



As you explore the possibilities of DALL-E 2, it's essential to be mindful of the ethical considerations and best practices associated with using this powerful AI tool. In this chapter, we'll discuss some key points to keep in mind to ensure you're using DALL-E 2 responsibly and effectively.

### 1. Copyright and Intellectual Property

When generating images with DALL-E 2, it's important to be aware of potential copyright and intellectual property concerns. While the AI generates original images, the resulting visuals could still resemble existing works, especially if your prompt references a specific artwork or character.

To minimize potential issues:

- Be cautious when using prompts that reference copyrighted or trademarked materials.
- If you're unsure whether an image could infringe on someone's intellectual property, consult with a legal professional.
- Credit and acknowledge the original creators if your work is inspired by or based on their ideas.

### 2. Bias and Stereotyping

AI models, including DALL-E 2, can inherit biases from the data they were trained on. As a result, generated images might unintentionally perpetuate harmful stereotypes or display biased behavior.

To combat bias and stereotyping:

- Be mindful of the language you use in your prompts, avoiding biased or prejudiced terminology.
- Examine generated images for unintentional bias or stereotyping and adjust your prompts accordingly.

- Promote diversity and inclusivity in your projects by actively seeking out a range of perspectives, subjects, and styles.

### **3. Content Restrictions and Guidelines**

When using DALL-E 2, ensure that you adhere to content restrictions and guidelines, such as avoiding explicit, violent, or offensive imagery. Be aware of the sensitivities and cultural differences that may exist among your target audience and adjust your content accordingly.

To follow content guidelines:

- Familiarize yourself with the guidelines and restrictions associated with the platforms or communities where you'll be sharing your work.
- Review your generated images for content that may violate guidelines or offend your audience.
- Consider the potential impact of your work on viewers and the broader community, and make adjustments as needed.

### **4. Privacy and Data Security**

Protecting user privacy and ensuring data security are crucial aspects of using AI tools like DALL-E 2. When generating images that include personal or sensitive information, take the necessary precautions to safeguard that data.

To prioritize privacy and data security:

- Avoid using personal or sensitive information in your prompts or images.
- If you must use personal information, ensure you have the individual's consent and follow applicable data protection laws.
- Use secure platforms and methods for storing and sharing your generated images.

### **5. Responsible AI Usage**

As a user of DALL-E 2, you have a responsibility to use the technology ethically and responsibly. Consider the potential consequences of your work and strive to create content that aligns with your values and promotes a positive impact.

To use DALL-E 2 responsibly:

- Reflect on the purpose and intent behind your projects, ensuring they align with your ethical principles.
- Consider the potential effects of your work on individuals, communities, and the environment, and make adjustments as needed.
- Continuously educate yourself on AI ethics and best practices to stay informed and engaged in responsible AI usage.

### **Conclusion**

By keeping these ethical considerations and best practices in mind, you can use DALL-E 2 in a responsible and effective manner. As AI technology continues to advance, it's crucial for users like you to contribute to a culture of ethical, inclusive, and responsible AI usage.

## Chapter 6: Advanced Techniques and Future Developments in DALL-E 2



As DALL-E 2 continues to evolve, advanced techniques and future developments will open up new possibilities for users. In this chapter, we'll explore some of these techniques and potential advancements that may impact the way we use DALL-E 2 and AI-generated art in the future.

### 1. Fine-tuning DALL-E 2

Fine-tuning is a method of training an AI model on a smaller, more specific dataset to refine its capabilities. While DALL-E 2 is already a powerful image generation tool, fine-tuning can further enhance its abilities to create images tailored to your specific needs.

To fine-tune DALL-E 2:

- Identify a niche dataset relevant to your project.
- Train DALL-E 2 on this dataset to adapt its generative capabilities to your unique requirements.
- Experiment with different prompts and fine-tuning strategies to optimize your image generation process.

### 2. Exploring Style Transfers

Style transfer is a technique that combines the content of one image with the style of another, creating a unique, artistic fusion. By incorporating style transfer techniques with DALL-E 2, you can generate images that blend the AI's generative capabilities with the aesthetics of specific artworks or artists.

To explore style transfers with DALL-E 2:

- Identify a desired style or artistic influence for your project.
- Experiment with prompts that reference the chosen style or artist.
- Adjust your prompts and settings to refine the style transfer process, creating images that successfully merge content and style.

### **3. Collaborative AI Art**

DALL-E 2 offers an exciting opportunity for collaboration between human artists and AI. By combining human creativity and intuition with the generative power of DALL-E 2, artists can create unique and innovative works of art that push the boundaries of artistic expression.

To engage in collaborative AI art:

- Use DALL-E 2 to generate a starting point or foundation for your artwork.
- Expand upon and refine the AI-generated image using your artistic skills and vision.
- Continuously iterate and experiment with the integration of AI and human creativity to develop novel artistic styles and approaches.

### **4. Upcoming Developments in DALL-E 2 and AI Art**

The future of DALL-E 2 and AI-generated art is filled with potential. As AI technology advances, we can anticipate improvements in image generation, increased creative control, and new applications for AI-generated visuals.

Some possible future developments include:

- Enhanced resolution and image quality, allowing for even more realistic and intricate images.
- Greater control over the generation process, with users able to fine-tune specific aspects of the image, such as color palette, texture, and composition.
- Expanded applications for AI-generated art, including virtual reality, augmented reality, and 3D modeling.

### **Conclusion**

As DALL-E 2 continues to evolve, advanced techniques and future developments will unlock new possibilities and applications for AI-generated art. By staying informed about these advancements and experimenting with new approaches, you can stay ahead of the curve and harness the full potential of DALL-E 2 in your creative projects.



## Chapter 7: Ethical Considerations and Responsible Use of DALL-E 2



The powerful capabilities of DALL-E 2 bring with them a range of ethical considerations and responsibilities. In this chapter, we'll discuss these concerns and provide guidance on how to use DALL-E 2 responsibly and ethically.

### 1. Copyright and Intellectual Property

DALL-E 2 generates images based on a vast dataset of existing art, design, and photography. As a result, there is a risk that the AI may inadvertently create images that resemble copyrighted or protected works.

To ensure ethical use of DALL-E 2 and respect intellectual property:

- Always use original prompts and avoid directly copying or referencing copyrighted material.
- Check any AI-generated images for potential copyright infringements, and seek permission if necessary.
- Credit the original artist or source when using DALL-E 2 to create derivative works or adaptations of existing art.

### 2. Bias and Fairness

AI systems, including DALL-E 2, can inadvertently perpetuate biases present in their training data. This may result in AI-generated images that reinforce stereotypes, discriminate against certain groups, or otherwise promote unfair representations.

To address bias and fairness in DALL-E 2:

- Be aware of potential biases in AI-generated images and consider their impact on your audience.
- Actively seek out diverse perspectives to ensure fair representation in your AI-generated art.

- Critically evaluate the images generated by DALL-E 2 and make adjustments to prompts or settings to reduce bias where necessary.

### **3. Privacy and Data Security**

As with any AI system, DALL-E 2 has the potential to be misused for malicious purposes or to infringe on privacy rights. Ensuring privacy and data security is crucial when working with AI-generated images.

To protect privacy and data security when using DALL-E 2:

- Do not use DALL-E 2 to generate images of private individuals without their consent.
- Be cautious when using personal or sensitive data in the generation process, and consider anonymizing or obfuscating such information.
- Follow best practices for data security and privacy when working with AI-generated images, including encrypting data, using secure networks, and adhering to relevant regulations and guidelines.

### **4. Promoting Responsible AI Use**

As users of DALL-E 2, we have a responsibility to promote ethical and responsible AI use within our communities and industries.

To encourage responsible AI use:

- Educate others about the ethical considerations associated with AI-generated art and the importance of responsible use.
- Share best practices and guidelines for using DALL-E 2 ethically and responsibly.
- Advocate for transparency, accountability, and fairness in AI systems, including DALL-E 2 and other image generation tools.

### **Conclusion**

Ethical considerations and responsible use are crucial aspects of working with DALL-E 2 and AI-generated art. By being aware of these concerns and actively working to address them, we can ensure that DALL-E 2 is used responsibly and contributes positively to the creative community and society as a whole.

## Chapter 8: DALL-E 2 in Business and Marketing



In this chapter, we'll explore the various ways DALL-E 2 can be utilized in business and marketing, showcasing its potential to revolutionize content creation, branding, and advertising.

### 1. Visual Content Creation

One of the most significant applications of DALL-E 2 is in generating visual content for various purposes, such as:

- Social media posts: Create eye-catching and unique images for your social media channels, driving engagement and sharing.
- Blog post images: Generate images that complement your written content, making your blog posts more visually appealing and shareable.
- Infographics: Use DALL-E 2 to create informative and engaging visuals that convey complex information in a digestible format.

### 2. Branding and Logo Design

DALL-E 2 can be a powerful tool for designing brand identities and logos. By inputting specific prompts related to your brand's values, colors, and target audience, you can generate a range of potential logo designs and visual elements to build your brand.

- Logo generation: Create a unique and memorable logo for your business using DALL-E 2's image generation capabilities.
- Brand elements: Develop brand-specific visual elements, such as icons, patterns, and backgrounds that can be used across your marketing materials.
- Style exploration: Experiment with different visual styles and aesthetics to find the perfect look for your brand.

### 3. Advertising and Promotional Materials

DALL-E 2 can be used to design striking and effective advertising and promotional materials, such as:

- Ad banners: Generate visually appealing banners for online advertising that capture attention and drive clicks.
- Product images: Create high-quality images of your products, showcasing them in various contexts and settings to appeal to your target audience.
- Print materials: Design posters, flyers, and other print materials that promote your products or services in a visually compelling manner.

#### **4. Personalized Marketing Campaigns**

By integrating DALL-E 2 with other AI technologies, businesses can create highly personalized marketing campaigns that resonate with their target audiences.

- Targeted visuals: Use AI-generated images tailored to specific customer segments, demographics, or interests to increase engagement and conversion rates.
- Dynamic content: Combine DALL-E 2 with natural language processing models to create personalized visual and textual content for your marketing campaigns.
- A/B testing: Experiment with different AI-generated visuals and messaging to determine the most effective combination for your target audience.

#### **5. Limitations and Ethical Considerations**


While DALL-E 2 offers significant benefits for business and marketing applications, it's essential to remain aware of its limitations and ethical considerations, such as:

- Copyright and intellectual property concerns: Always ensure that you have the rights to use any AI-generated images and respect the intellectual property of others.
- Bias and fairness: Be mindful of potential biases in AI-generated images and strive to create inclusive and diverse marketing materials.
- Privacy and data security: Use DALL-E 2 responsibly and protect the privacy of your customers and their data.

#### **Conclusion**

DALL-E 2 has immense potential to transform the business and marketing landscape by providing efficient, creative, and personalized visual content. By using this AI technology responsibly and ethically, businesses can harness the power of DALL-E 2 to enhance their branding, advertising, and customer engagement strategies.

## Chapter 9: Future Applications and Developments in AI Art



As we conclude our exploration of DALL-E 2 and its potential applications, it's important to look ahead at what the future might hold for AI-generated art. In this chapter, we'll discuss some emerging trends and potential developments in the field that could shape the next generation of AI-driven creativity.

### 1. The Integration of AI with Virtual and Augmented Reality

As virtual and augmented reality (VR/AR) technologies continue to advance, we can expect AI-generated art to become an integral part of these immersive experiences. DALL-E 2 and similar AI models could be used to generate real-time, interactive environments and visuals within VR/AR platforms, providing users with unique and engaging experiences that adapt to their preferences and actions.

### 2. Art Collaboration Between AI and Human Artists

The future of AI-generated art is not solely about replacing human creativity but also fostering collaboration between artists and AI models. DALL-E 2 and similar technologies could be used as creative tools that help artists explore new styles, techniques, and ideas, pushing the boundaries of artistic expression. These collaborations could lead to entirely new genres and movements in the art world.

### 3. AI-Generated Art as a Means of Cultural Preservation

AI-generated art has the potential to help preserve cultural heritage and promote cross-cultural understanding. DALL-E 2 and similar models could be trained on the artistic traditions and styles of various cultures, generating new works that honor and preserve these traditions while promoting global appreciation for diverse artistic expressions.

### 4. AI-Generated Art in Entertainment and Storytelling

AI-generated art and visuals will likely play a significant role in the future of entertainment and storytelling. From video games and movies to interactive narratives and immersive experiences,

DALL-E 2 and other AI models could generate dynamic and responsive visuals that adapt to user choices, preferences, and emotions, creating truly personalized entertainment experiences.


### **5. Ethical and Legal Considerations in AI-Generated Art**

As AI-generated art becomes more prevalent, there will be an increasing need to address the ethical and legal challenges it presents. Issues such as copyright, intellectual property rights, and the fair distribution of profits between human artists and AI creators will need to be resolved. Additionally, ethical concerns surrounding AI bias, privacy, and the potential misuse of AI-generated art for harmful purposes must be considered and addressed.

### **Conclusion**

The future of AI-generated art is full of exciting possibilities and potential developments. As technology advances and AI models like DALL-E 2 become even more sophisticated, we can expect to see a growing impact on the worlds of art, entertainment, and beyond. By embracing these technologies responsibly and considering the ethical and legal implications they present, we can ensure that AI-generated art continues to enrich our lives and push the boundaries of creative expression.

## Chapter 10: Conclusion – The Impact of AI Art on Society and the World



As we reach the end of our exploration of DALL-E 2 and the world of AI-generated art, it's essential to reflect on the broader implications of this technology for society and the world at large. In this concluding chapter, we'll summarize the key points from the book and discuss the potential impact of AI-generated art on our lives, both now and in the future.

### 1. The Creative Potential of AI

AI-generated art has demonstrated remarkable creative potential, with DALL-E 2 being just one example of the incredible advancements in this field. As AI models become more sophisticated and their capabilities grow, we can expect to see an increasing number of unique and innovative artistic creations stemming from these technologies.

### 2. AI as a Tool for Human Creativity

AI-generated art is not a threat to human creativity but rather a powerful tool that can enhance and expand our artistic horizons. By working collaboratively with AI models like DALL-E 2, artists can explore new styles, techniques, and ideas, pushing the boundaries of what is possible in the realm of artistic expression.

### 3. The Democratization of Art

AI-generated art has the potential to democratize the art world by making it more accessible to a wider range of people. With AI models like DALL-E 2, anyone can create unique and compelling artworks, regardless of their background or artistic skill level. This has the potential to diversify and enrich the world of art, allowing for a greater variety of perspectives and voices to be heard.

### 4. The Economic Impact of AI Art

As AI-generated art becomes more widespread, it will inevitably have an impact on the economics of the art world. New business models and revenue streams will likely emerge, as well as potential challenges related to copyright, intellectual property rights, and the fair distribution of profits between human artists and AI creators.

## **5. The Ethical Considerations of AI Art**

The rise of AI-generated art raises several ethical questions that must be addressed. Issues such as AI bias, privacy, and the potential misuse of AI-generated art for harmful purposes will need to be considered and addressed as the technology continues to develop.

## **6. The Future of AI Art**

The future of AI-generated art is full of exciting possibilities and potential developments. As AI models like DALL-E 2 continue to advance, we can expect to see even more sophisticated and innovative artistic creations, as well as novel applications in areas like virtual reality, entertainment, cultural preservation, and more.

## **Final Thoughts**

As we've seen throughout this book, AI-generated art has the potential to revolutionize the world of art and creativity. By embracing the potential of AI models like DALL-E 2 and using them responsibly, we can ensure that AI-generated art continues to enrich our lives and push the boundaries of creative expression. As with any powerful technology, it's up to us to shape its impact on our world, fostering a future where AI-generated art benefits society and enhances our shared cultural experience.

## **Conclusion:**

As we reach the end of this incredible journey exploring AI-generated art and the powerful DALL-E 2 software, we hope you're feeling inspired and motivated to harness the potential of AI for your online business. By embracing the creative possibilities offered by AI-generated art, you can not only enrich your own artistic endeavors but also revolutionize the way you approach your online venture. With a newfound understanding of DALL-E 2 and its applications, you're now equipped with the tools and knowledge necessary to propel your online business to new heights. Embrace the exciting world of AI-generated art and make your mark in the ever-evolving digital landscape!